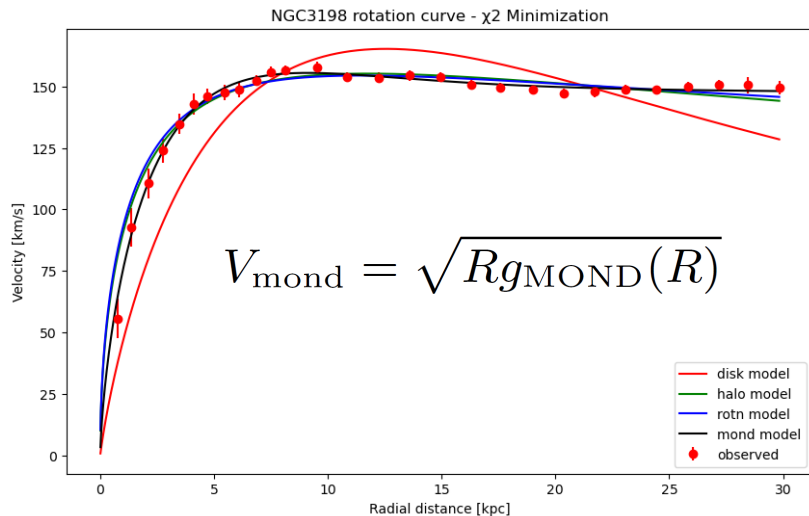
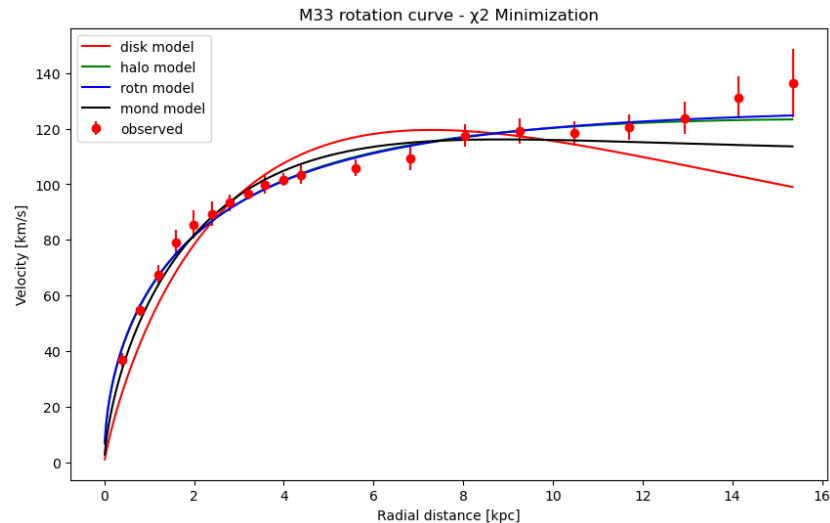


Ind. Project: Dark Matter Jorge Casas

The overall objective of the code is to fit different models to observed galactic rotation curves, compare their statistical performance using BIC and AIC values, and determine the minimum data required to distinguish between the models.



We first examine two models: the **disk, halo, disk+halo model** and the **MOND disk model**, and evaluated the performance of these models in describing the observed data and to determine the most suitable model for each individual galaxy. The MOND model was the preferred model choice, and the Eq. is copied above.

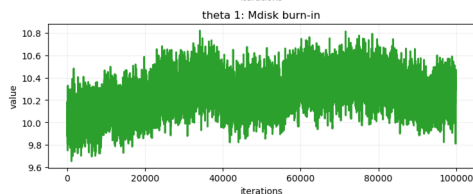
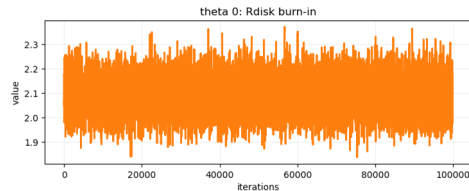
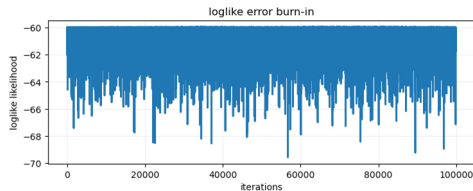


We looked at the consistency of estimates for a critical acceleration parameter, **acrit**. We also looked into synthesizing a hypothetical dataset with smaller errors to differentiate between the Cold Dark Matter (CDM) and Modified Newtonian Dynamics (MOND) models with a **5 σ level of confidence**.

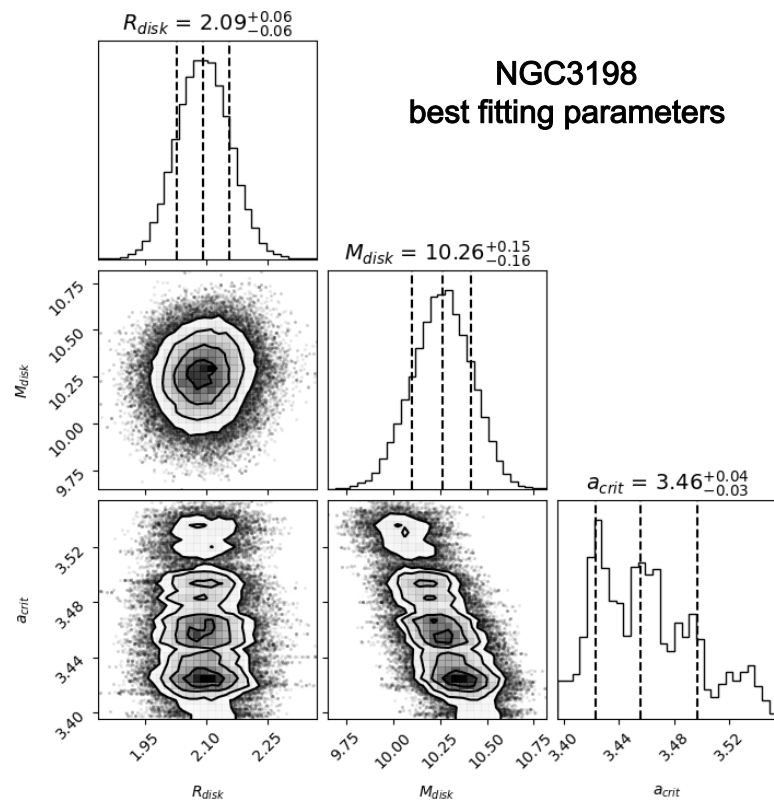
Below are the resulting **Red. χ^2 , BIC, and AIC** values for each of the galaxy rotation curves calculated from the χ^2 minimization.

NGC3198			
Model	Red. χ^2	BIC	AIC
disk	23.37	721.33	718.67
halo	2.02	166.18	163.52
rotn	2.01	168.61	163.28
mond	0.51	129.8	125.81

acrit: 2.82



Note: *acrit* did not converge during MCMC attempts



An MCMC algorithm was also used to independently validate the best fitting parameters for the MOND models. Pictured above is one sample of the posteriors for each of the parameters **Rdisk**, **Mdisk**, and **acrit** for the **NGC3198** galaxy rotation curve.

By progressively reducing the errors in a hypothetical data set calculated from the original dataset. We can repeat the model fitting process and evaluate the **BIC** and **AIC** values for each model. The divergence between **BIC** and **AIC** values are plotted to the right against an increasing **n-size** of data points.

The resulting minimum **n-size** data points is **~12 points** before the **BIC** and **AIC** values start to favor the hypothetical value at a **5 σ** error region plotted in gray for the **NGC3198** rotation curve.

M33			
Model	Red. χ^2	BIC	AIC
disk	7.96	240.56	238.56
halo	0.72	110.22	108.23
rotn	0.8	115.99	112.0
mond	1.91	132.71	129.72

acrit: 10.0

NGC2403			
Model	Red. χ^2	BIC	AIC
disk	13.97	546.62	543.69
halo	1.0	157.64	154.71
rotn	1.02	163.01	157.14
mond	2.62	207.17	202.78

acrit: 10.0

Interestingly, **halo models** are preferred in the **M33** and **NGC2403** case, whereas **MOND models** are highly preferred by the **NGC3198** case. The **χ^2 minimization** also fails to calculate a varied **acrit** value for these galaxies.

